



The following document will illustrate the proper antenna configuration for new and retrofit installations of the 7845GSM Module.

GSM-ANT This antenna has a 10' fixed length cable attached to it and is designed for interior installation only, MMCX to SMS adapter cable (K14207LF) and all mounting hardware is included with the antenna.



GSM-ANT3DB This antenna kit contains the exterior 3db gain outdoor antenna and the K14207LF adapter cable. This kit is designed for retrofitting from an existing 7835/45C installation that has a remote mounted 7825-OC antenna already installed. The 7626-5/12/25/50 RF extension Cable is already in place.

Remove the 7825-OC antenna and replace with the GSM-ANT3DB.
Install the K14207LF MMCX – SMA adapter cable on GSM Module.
All other cabling remains installed.




GSM3DBKT This kit is for the installation of an antenna on a new GSM Module that requires an external antenna. The kit includes the following parts:

- 1) GSM-ANT3DB antenna
- 2) WA 7626-CA adapter cable
- 3) K14207LF MMCX – SMA
- 4) 7670 F Mounting bracket.

NOTE: The RF Antenna cable must be purchased separately.

The WA 7626-CA adapter cable is connected to the K14207 LF MMCX – SMA adapter as illustrated below



This kit is designed for retrofitting from an existing Alarm Net A or M installation, that has a remote mounted antenna already installed, where the 7626-5/12/25/50 RF extension cable is already in place.

GSM3DB25KT This kit is the same as indicated above but includes a 7626-25HC 25' RF extension cable.

GSM3DB50KT This kit is the same as indicated above but includes a 7626-50HC 50' RF extension cable.